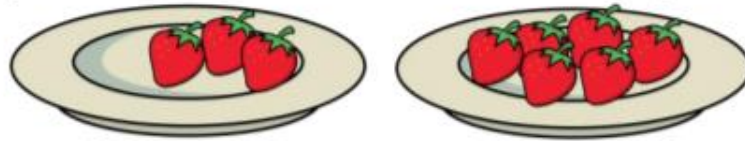


Reception Home learning WB 13.7.20

Maths – halving

Show the children a bowl of strawberries. Explain that you are going to share them into 2 equal groups so there will be half for you and half for your friend. Put a handful straight onto each plate without counting – make sure that one plate has much more strawberries than the other. Ask the children if that is fair. Prompt them to show you how to share the strawberries fairly.



Look for other opportunities for sharing equally, a packet of sweets, cards in a card game etc.

Teddy bear picnic



Provide 2 teddy bears, 2 plates and small even quantities of loose parts to represent different food items.

Ask the children to share out the loose parts fairly so that each teddy gets the same. What will happen if another teddy joins the picnic?

N.B “loose parts” is the term given to items used in play that have another purpose e.g. beads, conkers, pine cones, shells.

English – transition to Year 1


Watch the video from your new teacher on Tapestry, chat with your grown-up about what you think Year 1 will be like. Take a selfie and write some simple sentences for your new teacher. One about you and another with a question for your new teacher.

Complete the following sheets about halving

Ladybird Halving to 10



Half of 2 is _____



Half of 4 is _____



Half of 6 is _____



Half of 8 is _____



Half of 10 is _____


Ladybird Halving to 10



Half is _____



Half is _____



Half is _____



Half is _____



Half is _____

Ladybird Halving to 10



Half of 2 is _____



Half of 4 is _____



Half of 6 is _____



Half of 8 is _____



Half of 10 is _____
